



RHS CAMPAIGN FOR
**SCHOOL
GARDENING**

SHERLOCK GNOMES

In cinemas everywhere from 11th May 2018

Activity Pack

Jam packed with adventure!

Welcome to your Sherlock Gnomes activity pack!

When Gnomeo and Juliet first arrive in London with their friends and family, their biggest concern is getting their garden ready for spring.

However, they soon uncover a mystery. Someone is kidnapping garden gnomes all over the city!

When Gnomeo and Juliet return home to find that everyone in their garden is missing there's only one gnome to call... SHERLOCK GNOMES.

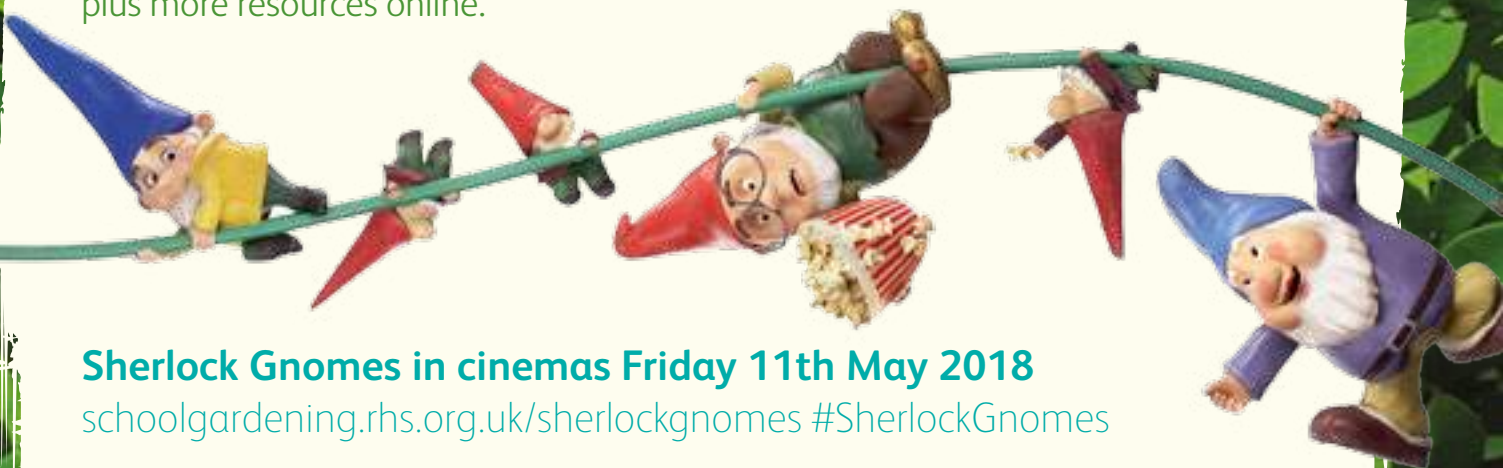
The famous detective and sworn protector of garden gnomes arrives with his sidekick Watson to investigate the case and the adventure begins...

Get involved in the fun!

To celebrate the release of the film in cinemas everywhere from **May 11th** 2018, the RHS Campaign for School Gardening has teamed up with Sherlock Gnomes to let you and your young gardeners get involved in all the fun this spring.

Inside this exclusive activity pack you'll find gnome-themed activities to help you and your group create your own garden adventures and turn your young gardeners into garden detectives!

You will also find some special stickers for you to reward your pupils, plus more resources online.



Sherlock Gnomes in cinemas Friday 11th May 2018

schoolgardening.rhs.org.uk/sherlockgnomes #SherlockGnomes



Win a special private screening of Sherlock Gnomes!

Send us photos of your young gardeners and detectives taking part in our gnome activities for a chance to win a **private screening** of the film Sherlock Gnomes for up to 120 guests.

We want to see your best gnome homes, gnome zones or pictures of you going on your gnome roam (gnome hats optional!)

To enter, share your photos on Twitter using @RHSSchools and #SherlockGnomes. If you don't have Twitter you can email your photos to schoolgardening@rhs.org.uk

Happy Gnoming!

Terms and conditions:

The competition will close on 4th May 2018. One person will win the private screening for 120 guests (30 x children with additional tickets for parents and additional child) including the winner (teacher) themselves. Prize to be taken between within 4 weeks of being contacted at a local cinema to be decided by Paramount at its sole discretion. Paramount and RHS will endeavor to accommodate the prize winner and guests at a cinema close to their home address. No travel or accommodation is included in the prize. Paramount and the RHS shall be responsible for cinema hire and film screening fees only (i.e. no additional extras such as transport, accommodation, food or drink).



Don't forget to head to our website to find more downloadable resources including...

- Printable characters from the film
- A checklist for your Gnome Roam
- A Gnome Roam certificate
- Templates to make your own gnome hats and magnifying glasses



Create your own Gnome Roam!

Turn your children into detectives by getting them to hunt for the Sherlock Gnomes characters around your own garden.



Preparation

Print/photocopy the Sherlock Gnomes character sheets and Gnome checklist.

If you haven't already done so, get your children to make gnome hats and magnifying glasses so they can go outside as gnome detectives.

Directions:

1. Photocopy the character sheet from the back of this booklet or print from our website. Cut out your gnomes.
2. Laminate the characters. If you want, cut them to their shapes.
3. Use a hole punch to make a hole in the characters so they can be hung up with string or attach them to a stick. Why not try a mix of both methods to get some variation to your hiding places?
4. Place your gnomes around the garden e.g. by the pond, at a window, beside a shed, in a plant bed, on the grass, in a pot or amongst plants.
5. Print off the online gnome checklist and ask your children to tick the characters when they find them – maybe have a small prize for the fastest detective!

Equipment needed

- Sherlock Gnomes character sheet and gnome checklist (at the back of this booklet or on our website)
- Lamination sheets and laminator
- Scissors
- Hole punch and string
- Sticks and sellotape
- Gnome hats and magnifying glasses (resources on our website)



Sherlock Gnomes in cinemas Friday 11th May 2018

schoolgardening.rhs.org.uk/sherlockgnomes #SherlockGnomes

Make the most of your Gnome Roam!

- Print our online Gnome Roam certificate to congratulate your budding garden detectives for taking part.
- Hide the characters by specific plants, equipment or features in the garden so children can learn their names, making this activity more educational.
- In honour of Gnome and Juliet, hide the characters by flowers that feature in Shakespeare's plays - head to the Sherlock Gnomes page on our website for our resource to help you.
- In honour of the Sherlock Holmes novels, teach your children about the dangers of poisonous plants which are mentioned in the stories. You'll find a resource on this on our website too!

Don't forget...

For a chance to win a private screening of Sherlock Gnomes, share photos of your group on a Gnome Roam on Twitter using **@RHSSchools** and **#SherlockGnomes**. You can also email photos to **schoolgardening@rhs.org.uk**

Sherlock Gnomes in cinemas Friday 11th May 2018

schoolgardening.rhs.org.uk/sherlockgnomes
[#SherlockGnomes](https://twitter.com/SherlockGnomes)



Build a Gnome Home

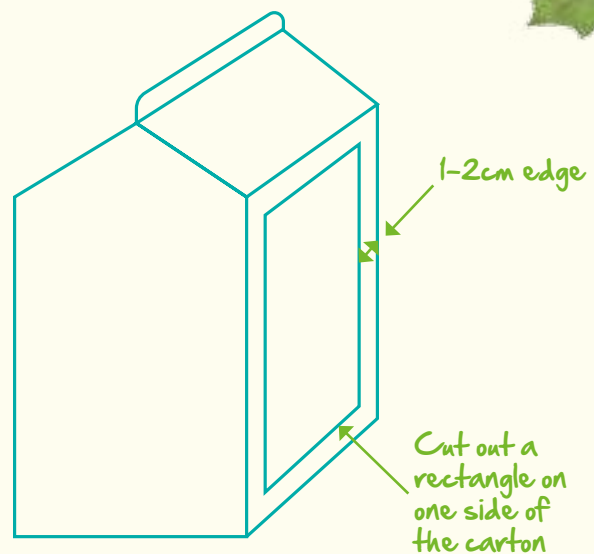
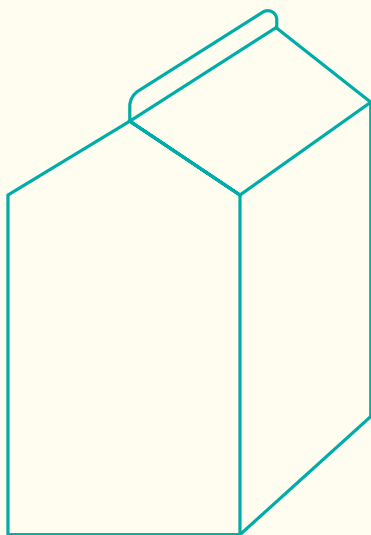
Build a home that gnomes can share with their garden friends. This uses a range of materials to build a home for insects that live in the garden. Get creative!



Equipment needed ✂

- Clean juice, milk or soup containers
- Twigs, bamboo canes, pine cones, straw, moss, leaves, newspaper, cardboard etc.
- Scissors
- Items to decorate with e.g. markers, paint, pencils, stick on motifs
- Sherlock Gnomes character sheet

Directions:

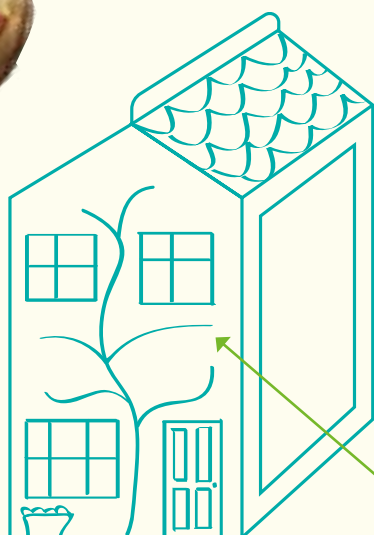


1. Collect cleaned containers such as small milk bottles or soup cartons. To get a house shape, collect cardboard cartons with a pitched top.
2. Choose one side of the carton to be the door/opening of the house. Cut out a rectangle on this side. Leave an edge/lip of around 1-2cm.


Sherlock Gnomes in cinemas
Friday 11th May 2018

schoolgardening.rhs.org.uk/sherlockgnomes
#SherlockGnomes





Decorate the outside



- Decorate your home however you wish. Cut out the Sherlock Gnomes characters to add to the home.

- Collect a selection of natural materials from the garden plus paper and card.



Fill your gnome home

Place the gnome home outside in a quiet safe spot in the garden



- Fill your home with the materials you have collected. The lip you left on the carton earlier will keep them wedged in.

- Put the homes under or in bushes, on trees, against fences or at the bottom of a tree. This will allow insects to make this home theirs.

Get more from your Gnome Home!

- Use the Gnome Home to learn more about minibeasts living in our gardens. Find identification and info sheets on our website.
- Don't forget to send us your photos for a chance to win a private screening of Sherlock Gnomes (see page 2).

Create a Gnome Zone

Create a miniature garden for your gnomes – a fun way to grow small plants and seedlings.



Create a Gnome Zone ✎

Collect recycled pots or trays to build your garden in – mushroom or grape containers from the supermarket are perfect for small gardens or for larger gardens use catering mushroom or veg trays.

Grow some speedy plants in your container ahead of time. Cat Grass (*Avena sativa*) is quick to grow and looks great as grass for your gnome zone. Radish, chard, basil, mustard, rocket, cress, broccoli or nasturtium can all be grown quickly and eaten as micro greens for a tiny veg patch. Sow these 1-2 weeks before you show off your finished garden.

Directions:

1. Find your Gnome Zone container and draw your miniature garden plan. What will it look like? Will it have a theme? Will you use seedlings or small plants? What features will it have?
2. Ensure your container is clean and has drainage holes.
3. Fill your container with compost and level off with the side of a ruler to create an even surface.

Equipment needed ✂

- Containers or trays
- Multi-purpose compost
- Small plants such as alpines or herbs
- Seeds to grow as micro greens
- Collected natural materials such as moss, pine cones and twigs
- Items to make garden features such as gravel, pebbles, lollipop sticks and modelling clay
- Sherlock Gnomes character sheets




Sherlock Gnomes in cinemas Friday 11th May 2018

schoolgardening.rhs.org.uk/sherlockgnomes #SherlockGnomes



4. Following your plan, add in structures such as gravel paths, bark chippings, stepping stones, a pond, fence, greenhouse, wigwam or bridge.
5. Add the largest of your small plants first. These could be small alpine plants, herbs or rooted cuttings could also be used. This will give them time to get established and grow.
6. Sow speedy seeds over patches where you want to create a grass effect. Sieve a small layer of compost over the seeds. Water well. Leave for a few days to let your seedlings grow.
7. Then add natural materials such as twigs, berries, nuts and pine cones to the design if desired.
8. Once your garden is finished add the characters from Sherlock Gnomes to their new gnome zone.



Hints and tips:

- Place plant material such as carrot, parsnip and celery tops in a lid full of water to sprout into trees in a few days. Find more information on how to do this in our saucer veg activity online.
- Make your garden seasonal to add extra interest. Some ideas could include adding spring bulbs, petals for summer, mini squashes or veg for autumn and a twiggy reindeer for winter.

Sherlock Gnomes Character Sheets ✂

Looking Brave



Looking Smart



Looking Tough



Looking Silly



Looking Good



Looking Big



Don't forget...

Cut these characters out and use them on your Gnome Roam, or build them a home or a zone! Share your photos on Twitter using **@RHSSchools** and **#SherlockGnomes**

Find other Sherlock Gnomes resources on our website!

Check out further fun with Sherlock Gnomes at sherlockgnomesmovie.co.uk and schoolgardening.rhs.org.uk/sherlockgnomes

**Sherlock Gnomes in cinemas
Friday 11th May 2018**



This activity pack has been created in partnership with
Paramount Pictures and the RHS Campaign for School Gardening.

© 2018 Paramount Pictures and
Metro Goldwyn Mayer. All Rights Reserved.

RHS registered Charity no. 222879/SC038262